HAVIT

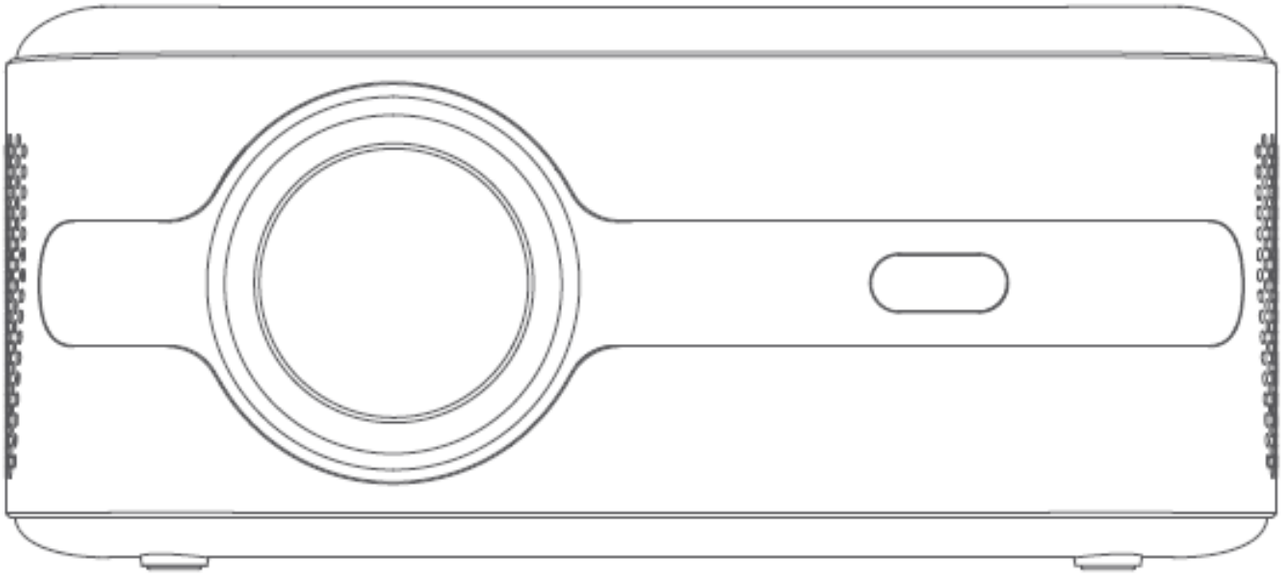

Proyector Smart

ÍNDICE

Español ..... Pag. 5
Português Pag.13
English..... Pag.21

Manual de Usuario
“Proyector Smart”

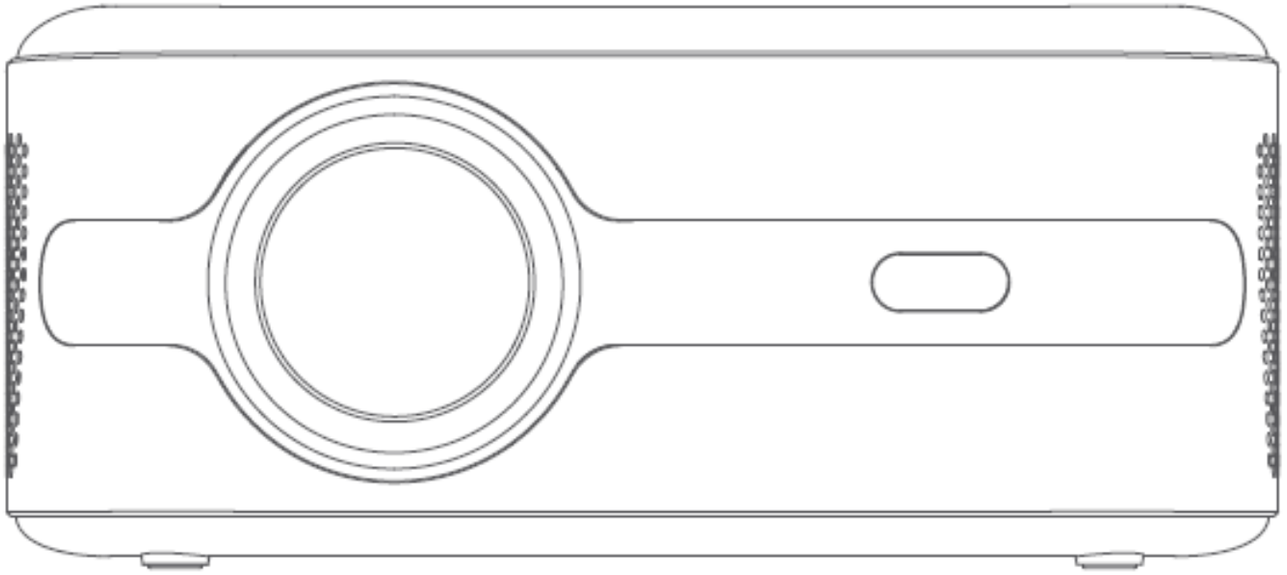

CONTENIDO DEL EMBALAJE

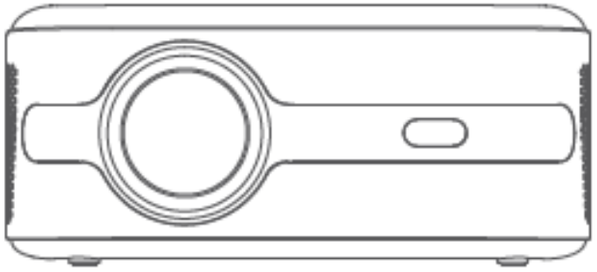

Proyector

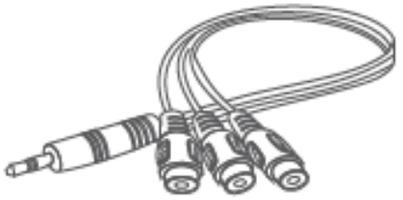

Cable AV

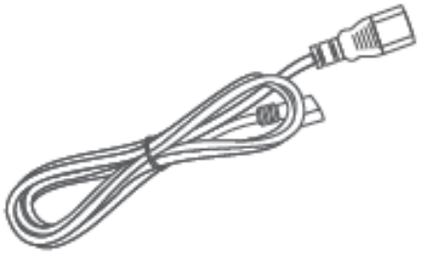

Cable de alimentación

Cable HDMI

Control remoto

Manual de uso

DESCRIPCIÓN DEL PRODUCTO

Proyector

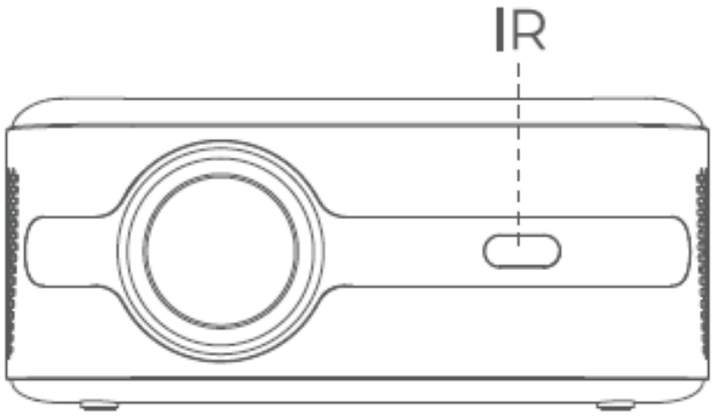

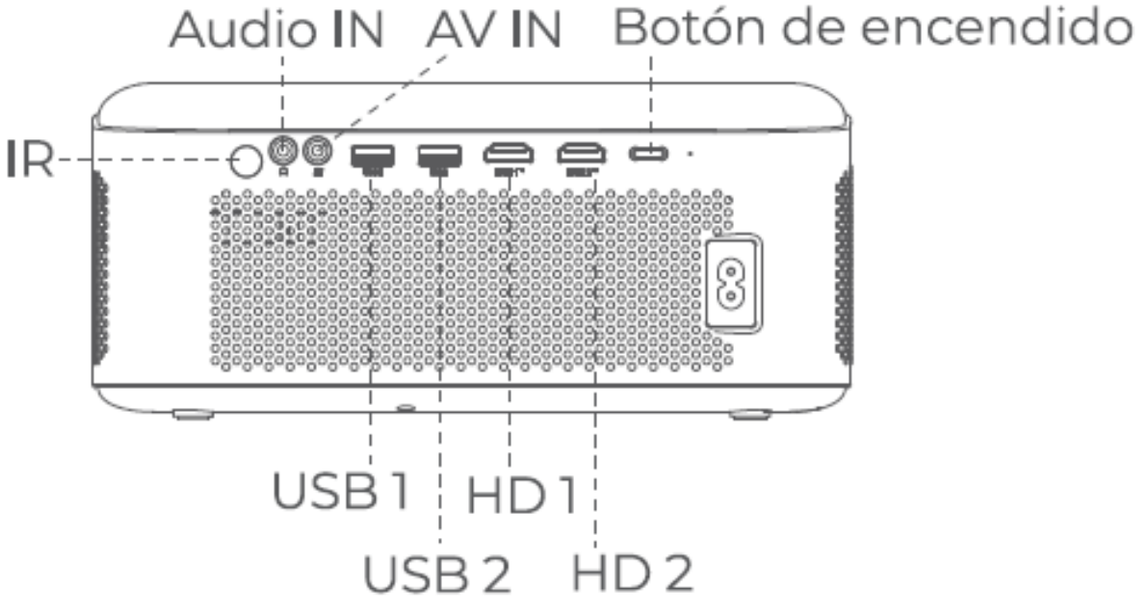

Escanee el código QR para conocer más instrucciones

SOLUCIÓN DE PROBLEMAS

	Error	Resolución
No funciona cuando se enciende.	Cable de alimentación suelto	Verifique ambos extremos del cable y asegúrelos firmemente.
	Batería baja del control remoto.	Reemplace las baterías.
Texto poco claro	Distancia de proyección demasiado cercana o demasiado lejos.	Ajuste primero la distancia y luego el enfoque.
	Lente polvorienta.	Limpie con un paño suave.
No puede reflejar la pantalla	El teléfono y el proyector no están en la misma red Wi-Fi.	Conéctese a la misma red Wi-Fi.
	Software no compatible con el teléfono.	Inicie la aplicación correcta para Android/iOS.
Apagado súbito	Cable de alimentación suelto.	Verifique ambos extremos del cable y asegúrelos firmemente.
	Acumulación de polvo en, las aberturas de entrada/salida, causando mala disipación de calor y protección contra sobrecalentamiento.	Apague, limpie el filtro y reinicie después de que se haya enfriado.

www.havitsmart.com

Rev. 1.0

Manual do Usuário
“Projetor Inteligente”

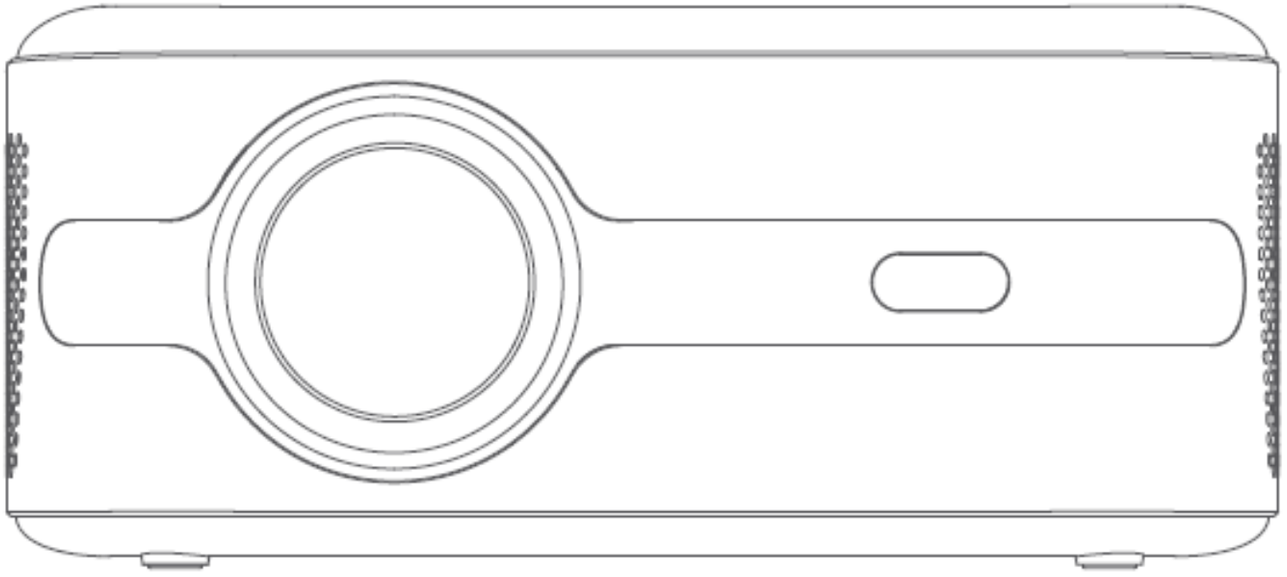

CONTENIDO DEL EMBALAJE

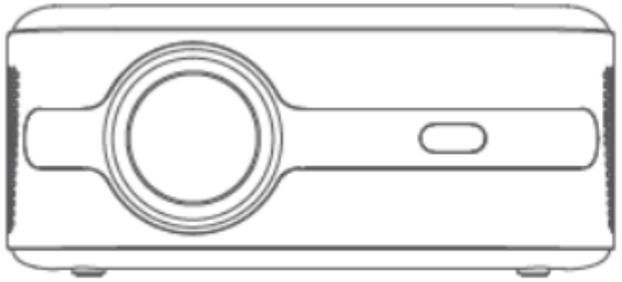

Projetor

Cabo DESLIGADO

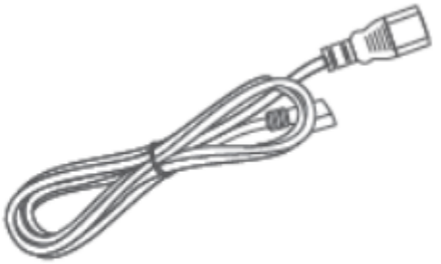

Cabo de alimentação

Cabo HDMI

Controle remoto

Manual do usuário

DESCRIÇÃO DO PRODUTO

Projetor

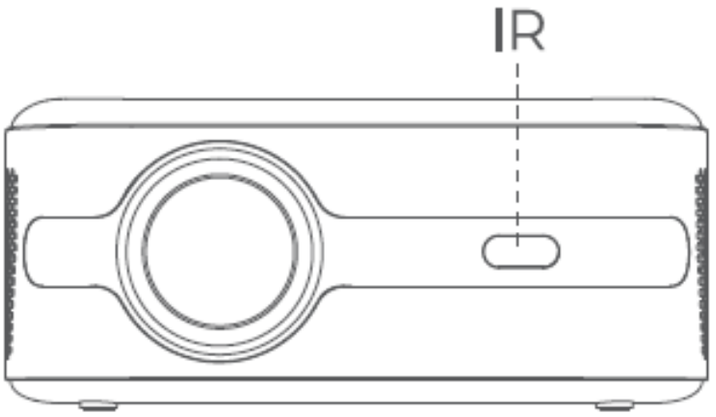

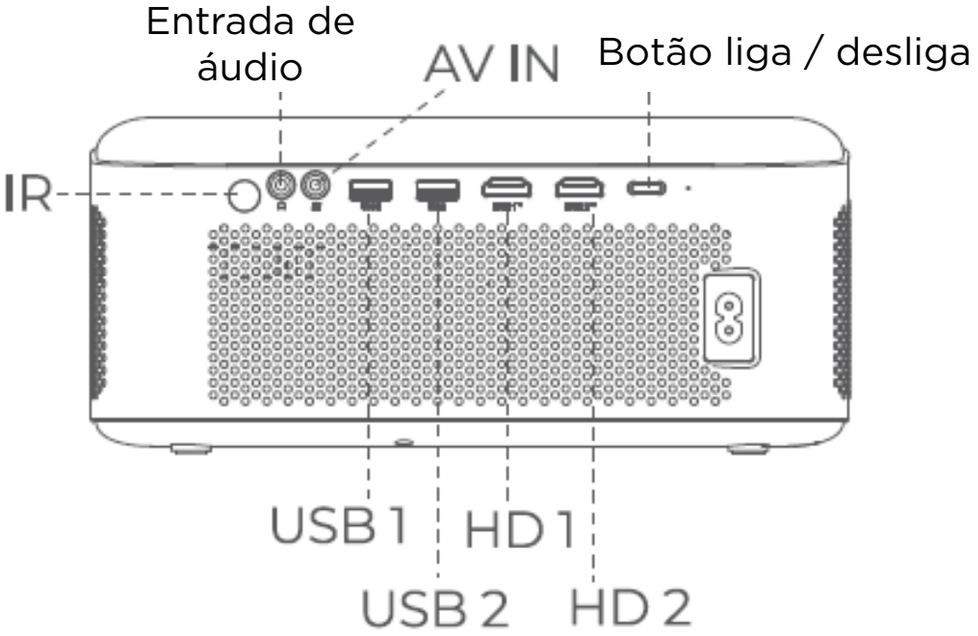

Escaneie o código QR para obter mais instruções.

SOLUÇÃO DE PROBLEMAS

	Erro	Resolução
Não funciona quando ligado.	Cabo de alimentação solto	Verifique ambas as extremidades do cabo e fixe-as firmemente.
	Bateria fraca no controle remoto.	Substitua as pilhas.
O texto está ilegível.	Distância de projeção muito próxima ou muito distante.	Ajuste primeiro a distância e depois o foco.
	Lente empoeirada.	Limpe com um pano macio.
Não consegue espelhar a tela.	O telefone e o projetor não estão na mesma rede Wi-Fi.	Conecte-se à mesma rede Wi-Fi.
	Software incompatível com o telefone.	Inicie o aplicativo correto para Android/iOS.
Desliga repentinamente.	Cabo de alimentação solto.	Verifique ambas as extremidades do cabo e fixe-as firmemente.
	Acúmulo de poeira nas aberturas de entrada/saída, causando má dissipação de calor e proteção contra superaquecimento.	Desligue, limpe o filtro e ligue novamente depois que o aparelho esfriar.

www.havitsmart.com

Rev. 1.0

User Manual
“Smart Projector”

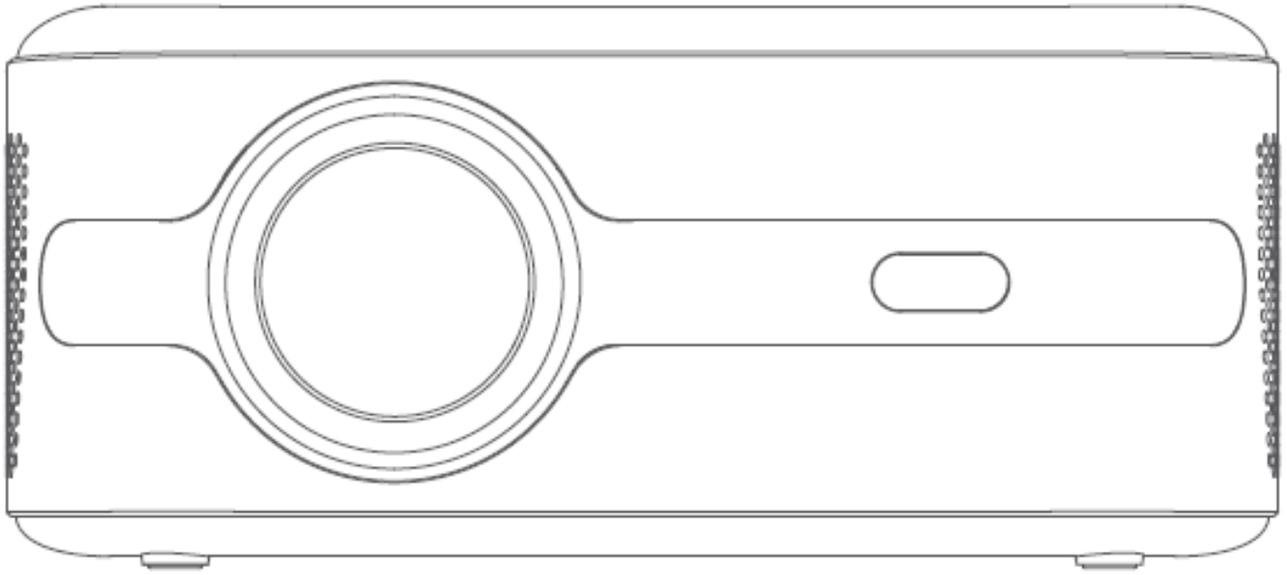

PACKAGE CONTENTS

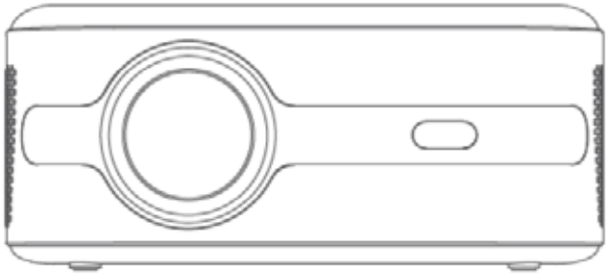

Projector

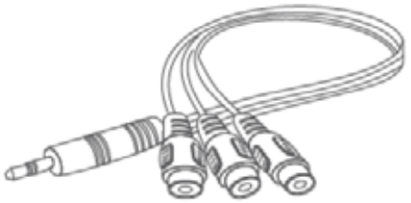

Wire OFF

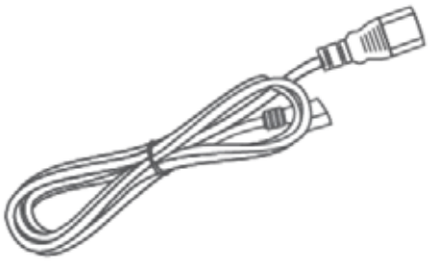

Power cord

HDMI wire

Remote Control

User Manual

PRODUCT DESCRIPTION

Projector

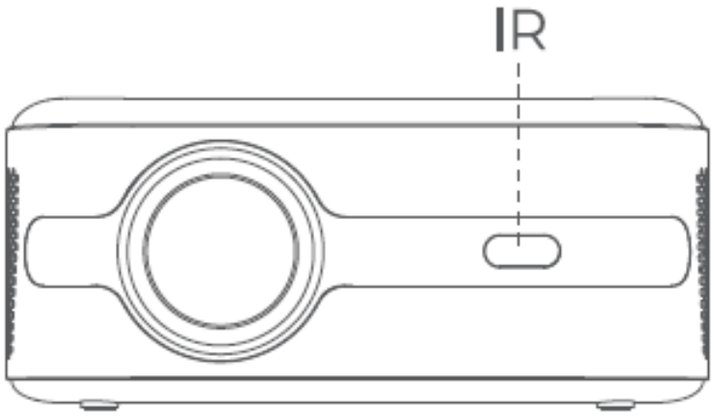

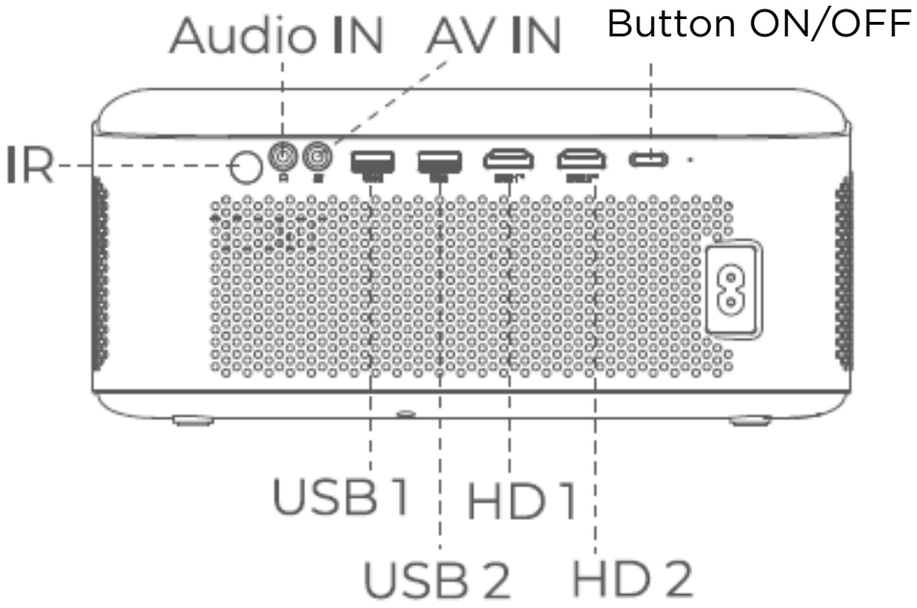

Scan the QR code for further instructions

TROUBLESHOOTING

	Error	Solution
It doesn't work when it's turned on.	Loose power cord	Check both ends of the cable and secure them firmly.
	Low battery in remote control.	Replace the batteries.
Unclear text	Projection distance too close or too far.	Adjust the distance first, then the focus.
	Dusty lens.	Clean with a soft cloth.
It cannot mirror the screen	The phone and the projector are not on the same Wi-Fi network.	Connect to the same Wi-Fi network.
	Software not compatible with the phone.	Launch the correct application for Android/iOS.
Sudden shutdown	Loose power cord.	Check both ends of the cable and secure them firmly.
	Dust accumulation in the inlet/outlet openings, causing poor heat dissipation and overheat protection.	Turn off, clean the filter and restart after it has cooled down.

www.havitsmart.com

Rev. 1.0